

Pruning

“Making the Cut”

Prepared by:
Etobicoke Master Gardeners



Etobicoke Master Gardeners
www.etobickemastergardeners.ca

Presented with:
Humber Arboretum



Humber Arboretum
www.humberarboretum.on.ca

Master Gardeners of Ontario



Etobicoke Master Gardeners

[ABOUT US](#)

[CONTACT US](#)

[CALENDAR OF EVENTS](#)

[COMMUNITY ACTIVITIES](#)

[EMG MEMBER LOGIN](#)

Etobicoke Master Gardeners

Etobicoke Master Gardeners (EMG) was formed in January 2005 to support and provide valuable resources to the Etobicoke Gardening Community.

EMG members meet at the Kingsway-Lambton United Church the fourth Wednesday of most months from 7 to 10 p.m.

We welcome inquiries from enthusiastic and interested individuals wishing to:

- learn more about joining our group
- studying for Master Gardener (MG) designation
- increasing and sharing their knowledge
- network, share ideas, and work with others who have similar

[NATIVE PLANT WORKSHOP VIDEO](#)

Thank you to everyone who joined the Etobicoke Master Gardeners, and Humber Arboretum at the Native Plant Workshop

Check-out the details on the 2023 Workshop Series!

For full details visit our [Community Activities](#) page

Our upcoming Workshop Topic on April 29, 2023 is "**Invasive Plants, Controls, and Alternatives**" - Virtual Workshop

Join the Etobicoke Master Gardeners and the Humber Arboretum for a free workshop on **Invasive Plants**. Learn the definition of an invasive plant, as well as the ecological problems they cause. Learn how to



The Humber Arboretum consists of nearly 250 acres of public gardens and natural areas located in the Humber River watershed in North Etobicoke. Connected to Humber College North Campus, it exists as a unique tri-partnership between Humber College, the City of Toronto, and the Toronto and Region Conservation Authority (TRCA). The Humber Arboretum is free to visit and offers a variety of programming to both Humber College students and the public.

LAND ACKNOWLEDGEMENT

Humber Arboretum and Humber College are located within the traditional and treaty lands of the Mississaugas of the Credit.

Known as Adoobiigok [A-doe-bee-goke], the “Place of the Alders” in Michi Saagiig [Mi-Chee Saw-Geeg] language, the region is uniquely situated along the Humber River Watershed, which historically provided an integral connection for Anishinaabe [Ah-nish-nah-bay], Haudenosaunee [Hoeden-no-shownee], and Wendat [Wine-Dot] peoples between the Ontario Lakeshore and the Lake Simcoe/Georgian Bay regions.

Now home to people of numerous nations, Adoobiigok continues to provide a vital source of interconnection for all.

Agenda

- ✓ Introduction
- ✓ Principles of Pruning
- ✓ Pruning techniques
- ✓ What to prune when
- ✓ Tool & Tool Care
- ✓ Wrap Up

Principles of Pruning



Principles of Pruning

- ✓ Foundations of good pruning lie in two primary principles:
 1. Always assess the plant before making any cuts
 2. Never cut without good reason



Photo by EMG



Principles of Pruning



The 5 Ds

- ✓ Dead
- ✓ Diseased
- ✓ Damaged
- ✓ Defective
- ✓ Dangerous

Why Prune?

- ✓ Maintain a healthy plant
- ✓ Control size, alter form & shape



Why Prune?

- ✓ Improve quality/quantity of flowers, leaves or fruit
- ✓ To renew or rejuvenate old shrubs



Oak Trees: Pruning Caution

- ✓ Oak Wilt
 - ✓ fungal disease
 - ✓ blocks nutrient and water flow
 - ✓ Spreads by Sap Beetles
- ✓ ACTIONS:
 - ❑ Do not prune oaks between April and November
 - ❑ Paint wounds on Oaks
 - ❑ Disinfect cutting tools



Fungal mat on Oak sapwood

Pruning Techniques

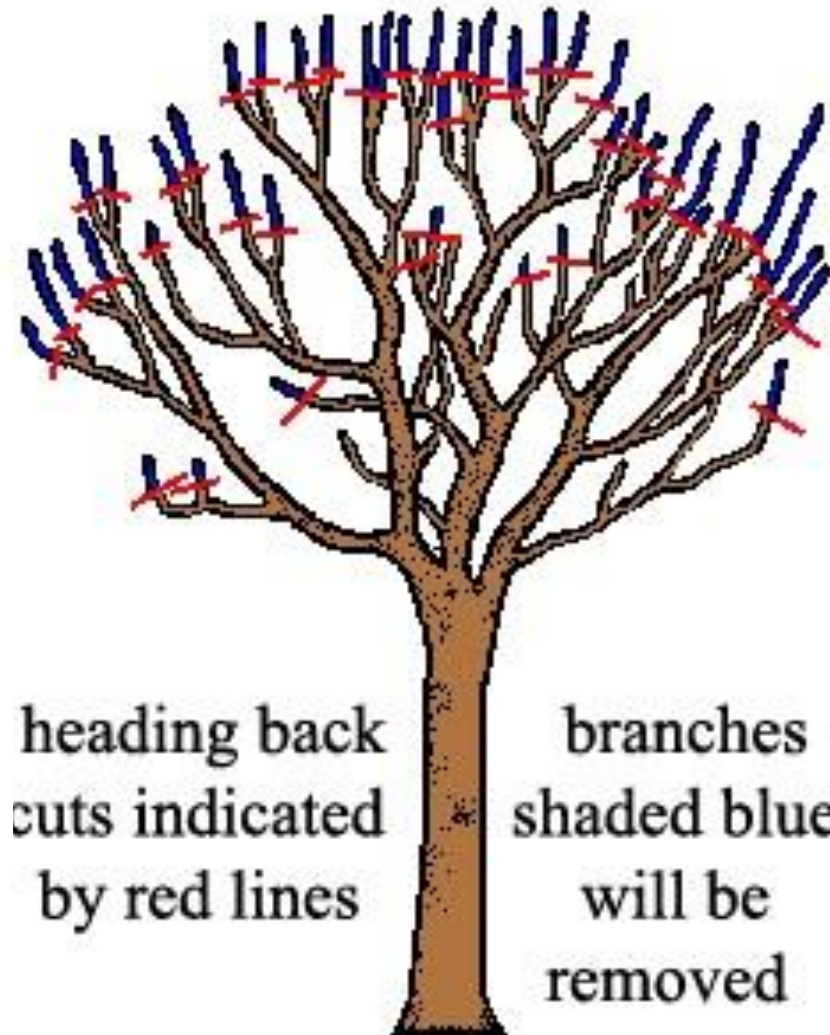



Pruning Techniques


- ✓ Use the right tool, clean & sharp
- ✓ Right cut - Right place - Right time
- ✓ Prune a stem when you want to:
 - ✓ strengthen it
 - ✓ encourage or prevent flower bud formation
 - ✓ cause branching

Heading

Before



After

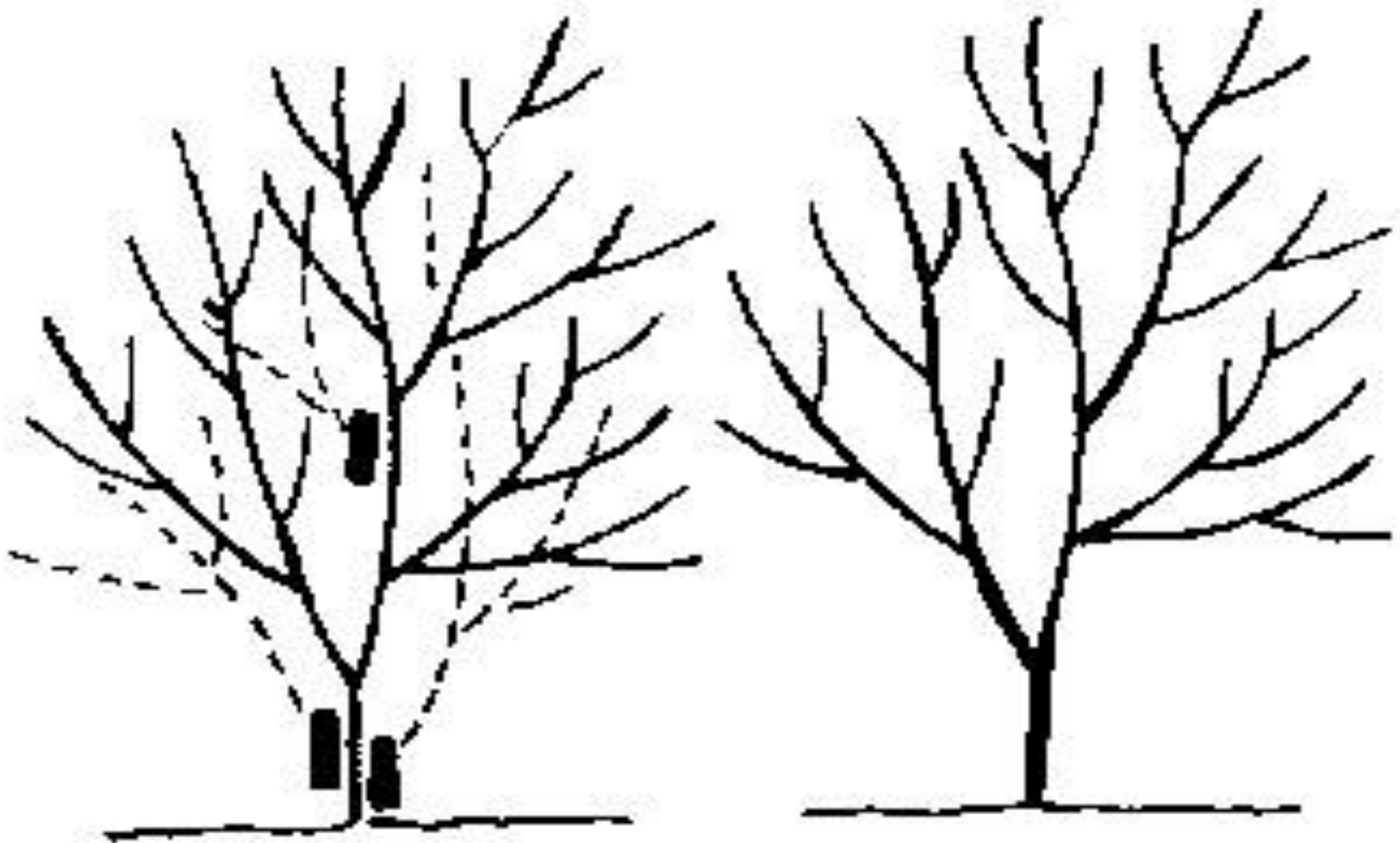


www.gardeningknowhow.com

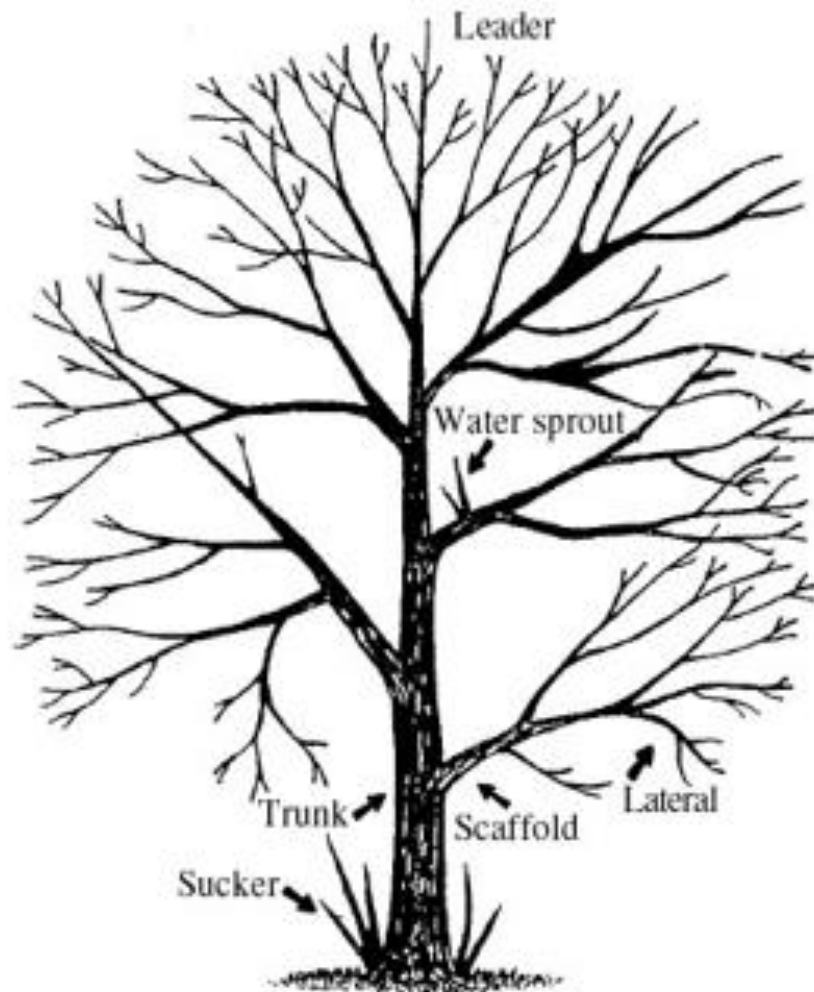
Pruning Cuts



Stem pruning - Thinning




Suckers & Water sprouts

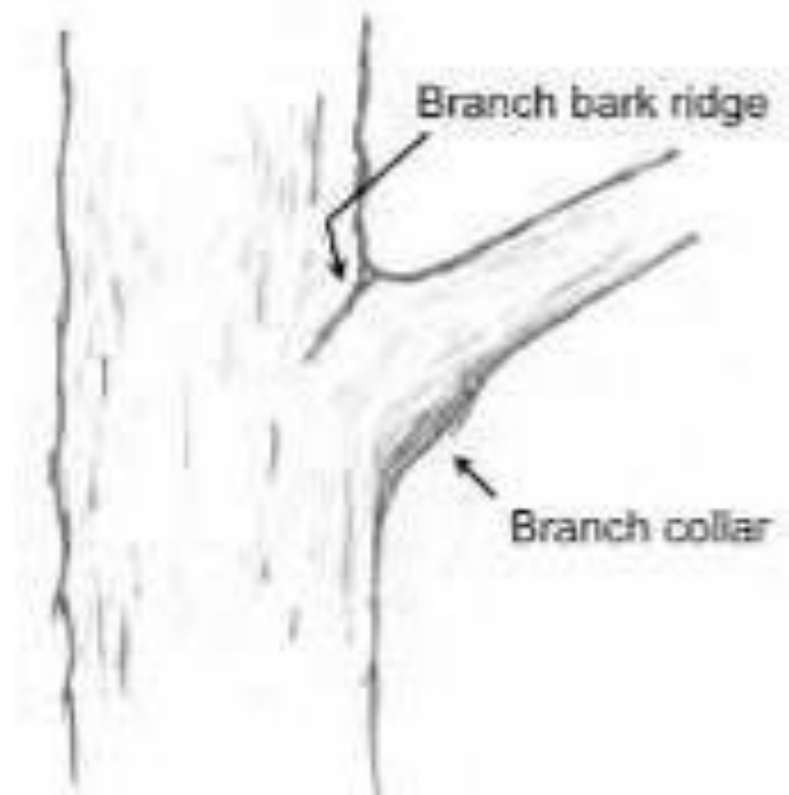


Typical above-ground tree framework

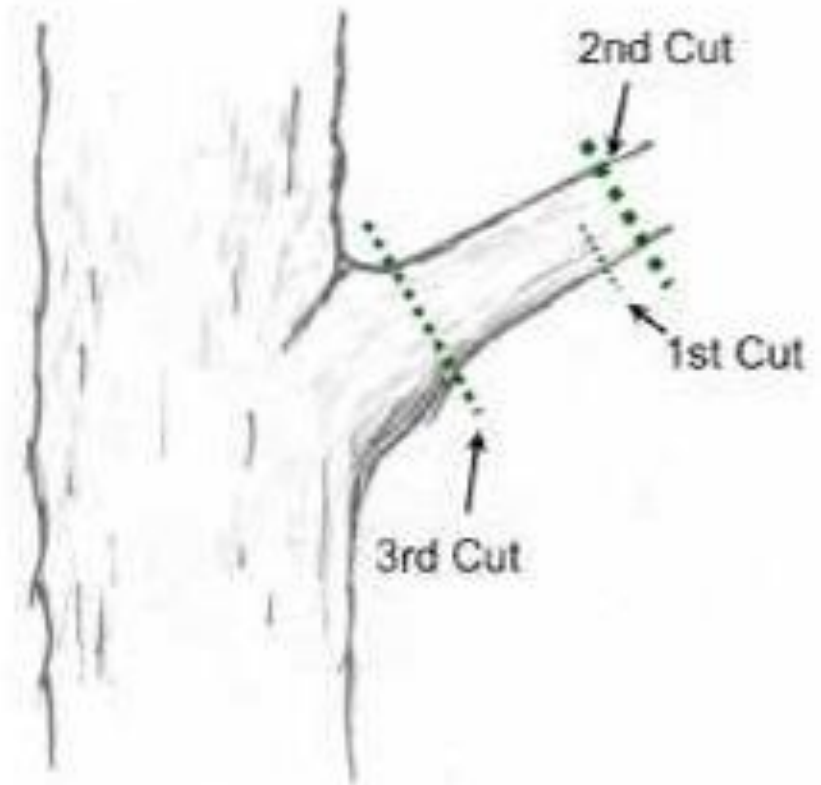
Virginia State, university extension services



Branch Pruning Cuts



Branch Anatomy



How to Make the Proper Cut

Branch Pruning Cuts



What to Prune When



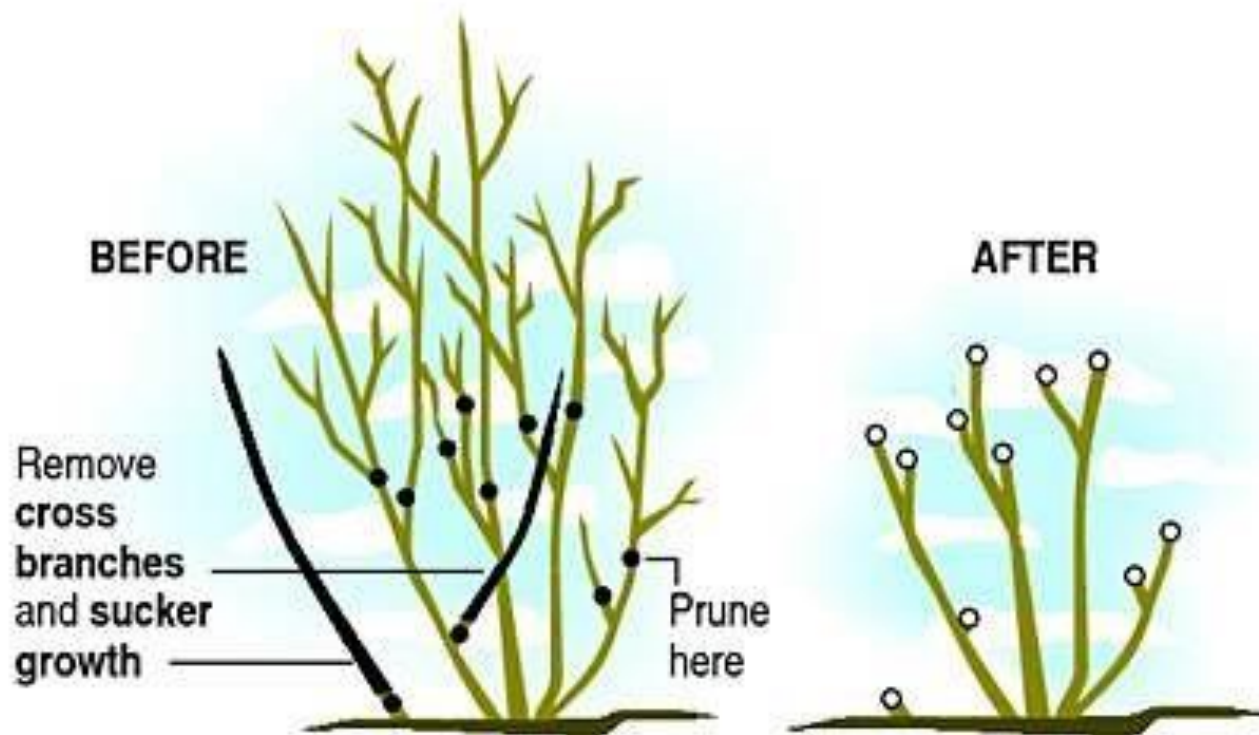
What to Prune When

- ✓ Woody perennials
- ✓ Roses
- ✓ Flowering shrubs
- ✓ Climbers
- ✓ Ornamental Trees
- ✓ Fruit trees
- ✓ Evergreens



Woody perennials

- ✓ Cut back in spring to encourage new flowering branches
- ✓ Prune in spring to limit winter damage



Woody perennials



Remove one-third of the oldest branches from the base.



After pruning, light and air can reach the center of the plant



Remove another third of the old wood in each of the following years.

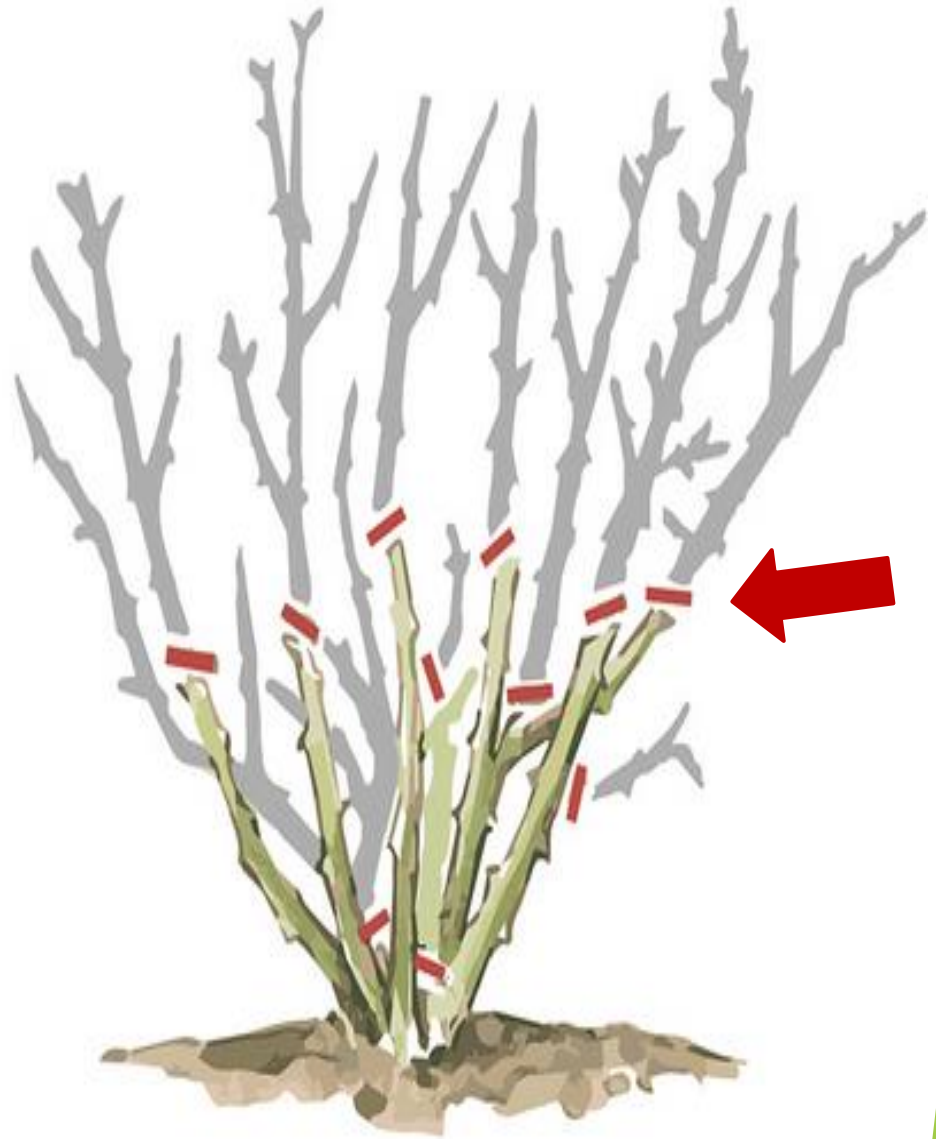


All the old wood has been removed to make room for vigorous new growth.

✓ Remove a third of the oldest stems from the base of the plant every year for 3 years

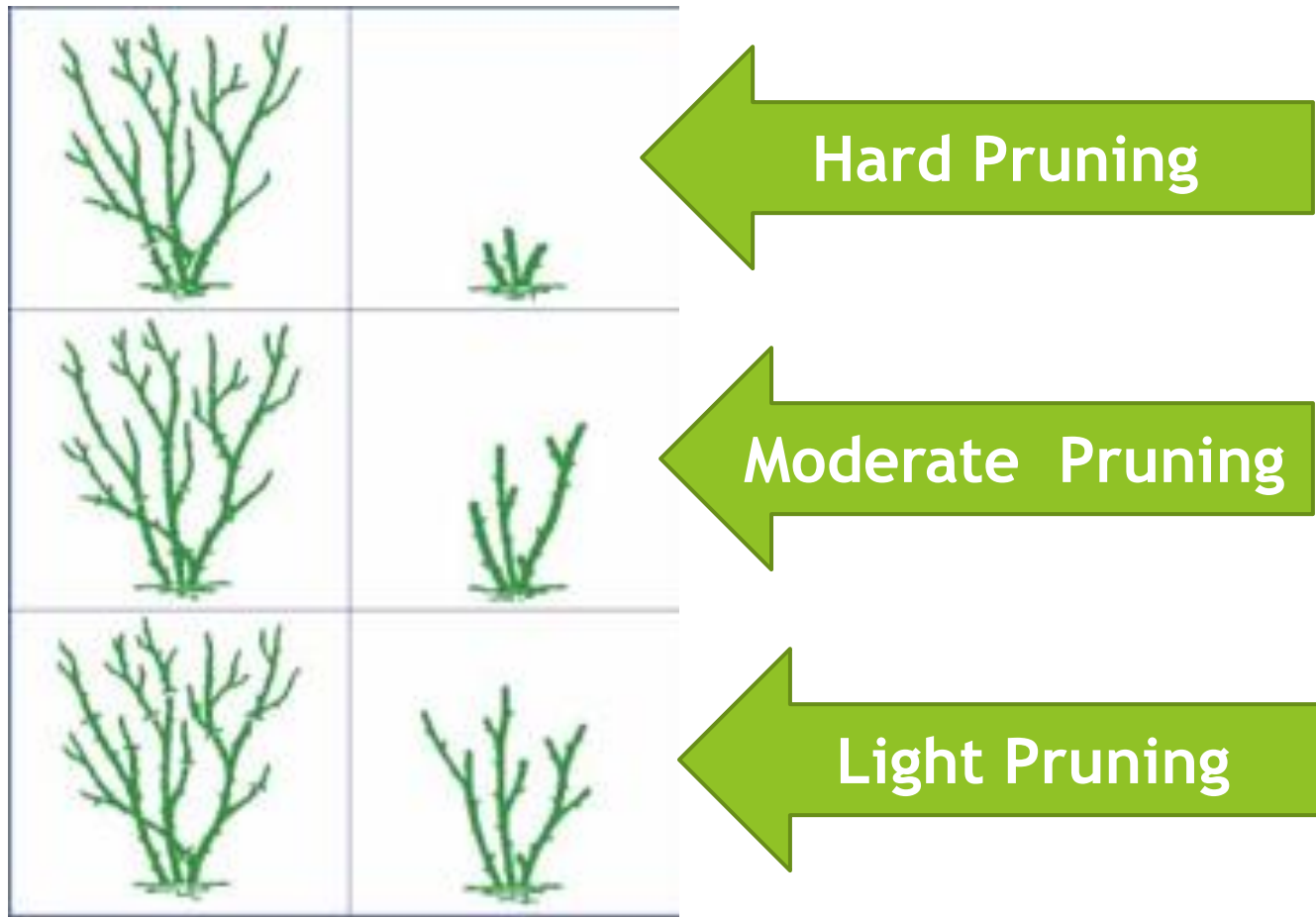
Roses

- ✓ Remove winter protection
- ✓ Dig out standards or un-hill
- ✓ Don't prune until about April, to avoid winter damage



Roses

Spring Pruning



Roses



Shrub robertasuniquegardens.com



Climbing lowes.ca



Hybrid teas www.lsuagcenter.com



Floribunda www.thespruce.com

Flowering Shrubs

Prune...

- ✓ summer & fall
flowering trees/shrubs
in the dormant season
- ✓ spring flowering
trees/shrubs after their
flowers fade



ky Winky'
ource: Bluebell nursery'



Hydrangeas – Common but Confusing



Blooms on new wood:
prune in early spring
before or just as growth
starts

Blooms on old wood:
wait until after this
year's bloom to prune



Climbers

GARDEN Hints and Tips

Clematis Pruning

Clematis are one of the most beautiful, versatile and, subsequently, popular additions to your garden. There are three methods of pruning clematis depending on which pruning group they belong to:



Source: Fine Gardening



C. macropetala 'Wesselton'
<https://rightplants4me.co.uk>



C. x Jackmanii 'Niobe'
<http://vanbloem.com>



C. tangutica
<http://garden-photos-com.photoshelter.com>



Ornamental Trees

- ✓ Remember the 5Ds
- ✓ Remove competing or split leaders
- ✓ To keep compact cut back main leader

Fruit Trees

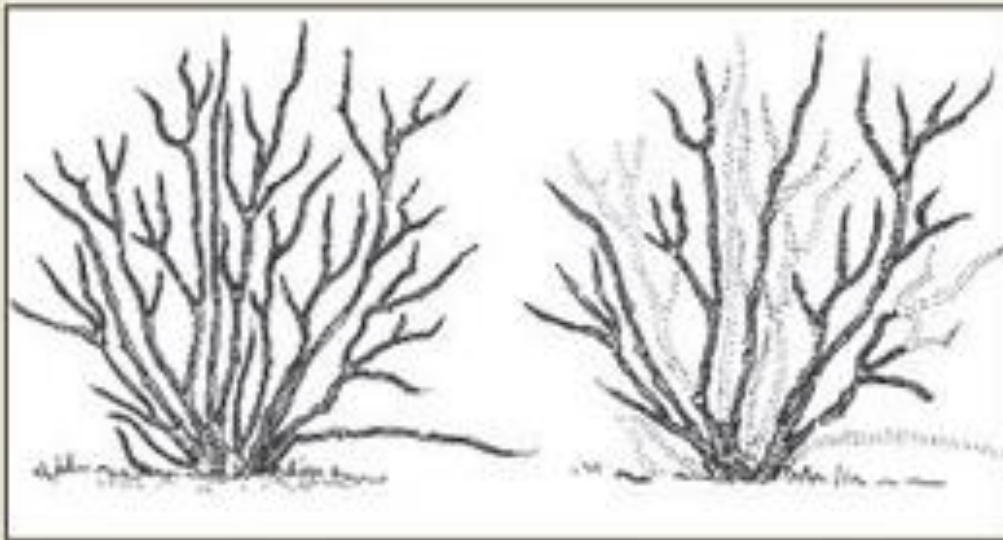
Pruning:

- ✓ promotes flower/fruit production
- ✓ increases sunlight
- ✓ removes less productive growth
- ✓ shapes the tree
- ✓ while they are dormant



Bushes

Pruning Blueberries



Before and after



Source: <https://northcountypublicradio.org>

Evergreens



Don't Behead Your Cedar Hedge!

- ✓ New growth occurs at branch tips
- ✓ No re-growth on old wood



The background features abstract, overlapping green geometric shapes in various shades of green, primarily located on the left and right sides of the slide. The central area is white.

Tools & Tool Care


Safety Tips

DO's

- ✓ Do some planning
- ✓ Do use safety equipment appropriate for the job
- ✓ Do be careful of the sharp edges on your tools
- ✓ Do consult or hire a professional when needed

DON'T's

- ✗ Don't make overhead cuts
- ✗ Don't cut branches that are close to electrical wires
- ✗ Don't prune a municipal tree



Secateurs



Bypass Pruners



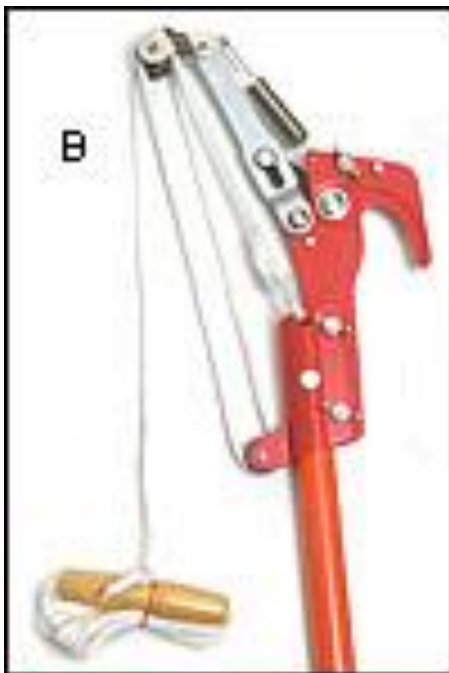
Ratcheting action
makes it easy to cut
through tough branches.



Loppers



Saws



Tool Care



Wrap Up



References

- ✓ Etobicoke Master Gardeners
www.etobickemastergardenres.ca
- ✓ Master Gardeners of Ontario www.mgoi.ca
- ✓ Toronto Master Gardeners, video Pruning an Overgrown Cedar <https://www.youtube.com/watch?v=5DcarUHwdcg>
- ✓ Todd Irvine, Cityforest.ca
- ✓ Christopher Brickell , American Horticultural Society
Pruning & Training
- ✓ University of Minnesota Extension <https://extension.umn.edu>
- ✓ Ontario.ca <https://www.ontario.ca/page/pruning-fruit-trees/>



**Etobicoke Master
Gardeners'
Annual 2024
SPRING PLANT SALE**
Saturday, May 25
8:30 am-12:30 pm
6 Kingsway Crescent

Advice Clinic, Perennials, Shrubs, Herbs & Tomatoes & more!



Native plants for native pollinators

etobickemastergardeners.ca



Etotobicoke Master Gardeners



HUMBER
ARBORETUM

2023 Eco-Garden Community Workshop Series

Saturdays 10:00 AM to Noon

Virtual Sessions via Zoom

February 25: Plant Identification

March 4: Growing Your Own Food

April 15: Native Plants

April 29: Invasive Plants, Control, and Alternatives

June 10: Pollinator Friendly Gardening

October 14: Pruning

November 18: Indoor Plants

In-Person at the Humber Arboretum

February 4: Winterwood:
Winter Tree Identification Tour

May 6: First-hand Look at
Invasive Plants, Control, and
Alternatives Tour

October 21: Pruning Workshop

Free, but space is limited & registration is required:

[Humber.ca/arboretum/emg](https://humber.ca/arboretum/emg)



You can find a copy of the presentation



Etobicoke Master Gardeners

[ABOUT US](#)

[CONTACT US](#)

[CALENDAR OF EVENTS](#)

[1 COMMUNITY ACTIVITIES](#)

[3](#)

[WORKSHOP MATERIALS](#)

[2](#)

[HUMBER ARBORETUM](#) ►

[EMG PLANT SALE](#)

[LINKS & RESOURCES](#)

[EVENTS/WORKSHOPS](#)

Workshop Materials

Native Plant Gardening (April 23, 2022)



[native_plant_gardening_april_23_2022.pdf](#)
Download File

Etobicoke Master Gardeners

Thank you!

Questions

